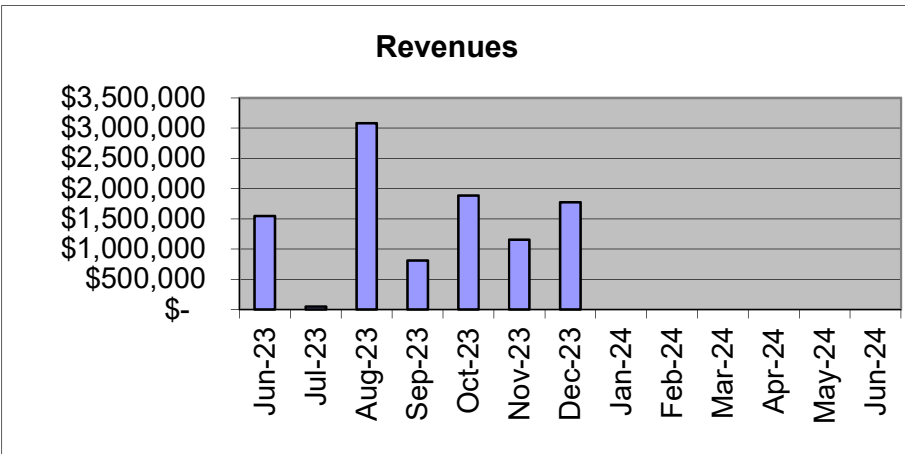
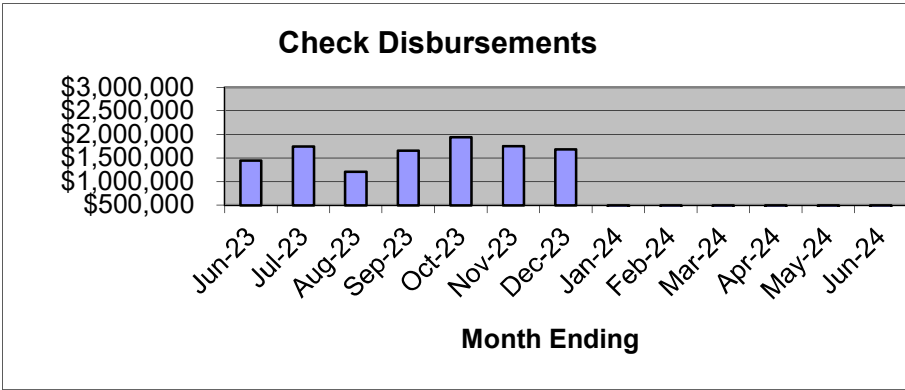
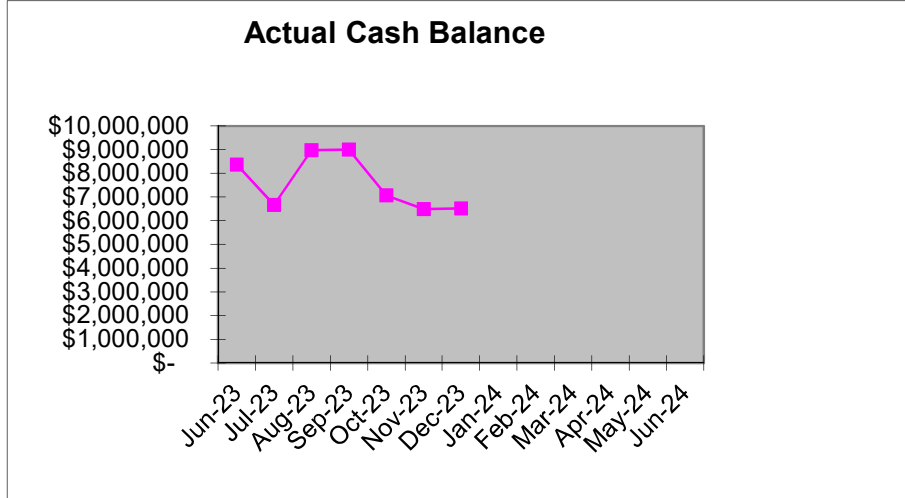


River Valley School District Board Financial Report Decemberber 2023

Month End Cash Balance	
	Actual
Jun-23	\$ 8,361,721
Jul-23	\$ 6,665,748
Aug-23	\$ 8,981,699
Sep-23	\$ 9,004,378
Oct-23	\$ 7,064,193
Nov-23	\$ 6,493,428
Dec-23	\$ 6,512,809
Jan-24	
Feb-24	
Mar-24	
Apr-24	
May-24	
Jun-24	
Checks	
	\$ Amount
Jun-23	\$ 1,441,871
Jul-23	\$ 1,742,394
Aug-23	\$ 1,207,775
Sep-23	\$ 1,657,060
Oct-23	\$ 1,940,492
Nov-23	\$ 1,749,549
Dec-23	\$ 1,683,733
Jan-24	\$ -
Feb-24	\$ -
Mar-24	\$ -
Apr-24	\$ -
May-24	\$ -
Jun-24	\$ -
Revenues	
	\$ Amount
Jun-23	\$ 1,545,986
Jul-23	\$ 47,686
Aug-23	\$ 3,080,205
Sep-23	\$ 810,007
Oct-23	\$ 1,887,591
Nov-23	\$ 1,154,819
Dec-23	\$ 1,776,021
Jan-24	\$ -
Feb-24	\$ -
Mar-24	\$ -
Apr-24	\$ -
May-24	\$ -
Jun-24	\$ -



December 2023

The Peoples Community Bank

Beginning Balance	\$	93,033.58
ADD: Total Credits	\$	2,759,813.06
LESS: Total Debits	\$	(2,652,846.64)
	\$	<u>200,000.00</u>

Local Government Investment Pool

#1 (general account)	\$	4,512,809.02
#2 (fund 49 - building fund)	\$	659,882.99
#3 (fund 39 - debt service)	\$	-
#4 (Misc. Project)	\$	-
#5 (fund 46)	\$	10,346.97
Subtotal	\$	<u>5,183,038.98</u>

LESS: Short term loan

\$ -

Ending Balance

\$5,383,038.98